











LOGIQ E10

Probe Guide



Featuring XDclear™ Technology

The LOGIQ™ E20 is GE's leadership ultrasound imaging system designed for abdominal, vascular, obstetric, gynecologic, neonatal, pediatric, urological, transcranial, cardiac and small parts applications.

Description	Applications	FOV	Bandwidth	Biopsy Guide	Volume Navigation
Convex					
 <p>C1-6-D C1-6VN-D*</p>	Abdominal, Obstetrics, Gynecology, Vascular, Musculoskeletal	80°	1 – 6 MHz	Multi-angle, disposable with a reusable bracket	Yes * Internal VNav sensor, does not require an external bracket
 <p>C2-9-D C2-9VN-D*</p>	Abdominal, Obstetrics, Gynecology, Pediatrics, Vascular, Musculoskeletal	70°	2 – 9 MHz	Multi-angle, disposable with a reusable bracket	Yes * Internal VNav sensor, does not require an external bracket
 <p>C3-10-D</p>	Neonatal, Pediatrics, Vascular, Small Parts	95°	2 – 11 MHz	No	Yes
 <p>IC5-9-D</p>	Obstetrics, Gynecology, Urology	180°	3 – 10 MHz	Single-angle, disposable or single-angle, reusable	Yes
 <p>C2-7-D C2-7VN-D*</p>	Abdominal	110°	1 – 6 MHz	Multi-angle, disposable with a reusable bracket	Yes * Internal VNav sensor, does not require an external bracket
Linear					
 <p>L2-9-D L2-9-VN-D*</p>	Vascular, Small Parts, Musculoskeletal, Neonatal Cephalic, Pediatric, Abdominal, Obstetrical	44 mm	2 – 9 MHz	Multi-angle, disposable with a reusable bracket	Yes * Internal VNav sensor, does not require an external bracket
 <p>ML6-15-D</p>	Vascular, Small Parts, Neonatal, Pediatrics	50 mm	4 – 15 MHz	Multi-angle, disposable with a reusable bracket	Yes
 <p>L8-18i-D</p>	Small Parts, Vascular, Intraoperative, Neonatal	25 mm	4 – 15 MHz	No	Yes



M5Sc-D



RAB6-D



RIC5-9-D



P2D



6Tc-RS

Description	Applications	FOV	Bandwidth	Biopsy Guide	Volume Navigation
Sector					
XDclear Broad-spectrum sector probe	Cardiac, Transcranial, Abdominal	120°	1 – 5 MHz	Multi-angle, disposable with a reusable bracket	Yes
Real-time 4D					
Broad-spectrum real-time 4D probe	Abdominal, Obstetrics, Gynecology, Pediatrics	80°	2 – 8 MHz	Single angle, disposable with a reusable bracket	No
Broad-spectrum real-time 4D micro-convex probe	Obstetrics, Gynecology, Urology	180°	3 – 10 MHz	Single-angle, reusable	No
Specialty					
CW split crystal pencil probe	Cardiac, Vascular	N/A	1 – 3 MHz	No	No
TEE probe	Cardiac	90°	2 – 8 MHz	No	No

For probe care and cleaning information, visit www.gehealthcare.com/transducers.



Imagination at work

Product may not be available in all countries and regions. Full product technical specifications is available upon request. Contact a GE Healthcare Representative for more information. Please visit www.gehealthcare.com/promotional-locations.

Data subject to change.

© 2019 General Electric Company.

GE, the GE Monogram, imagination at work, LOGIQ and XDclear are trademarks of General Electric Company.

DICOM is the registered trademark of the National Electrical Manufacturers Association for its standards publications relating to digital communications of medical information.

BI-RADS is a trademark of the American College of Radiology.

Reproduction in any form is forbidden without prior written permission from GE. Nothing in this material should be used to diagnose or treat any disease or condition. Readers must consult a healthcare professional.

May 2019
DOC2092995
Global